



CONSTELLATION

CONSTELLATION QUARTZ 35 MM
Steel on rubber strap

Caliber
1532

123.12.35.60.52.001

- Quartz
- Battery end-of-life indicator
- Sapphire crystal
- Anti-reflective treatment
- Watch with diamond(s)
- Water-Resistant to a relative pressure of 10 bar (100 metres/330 feet)

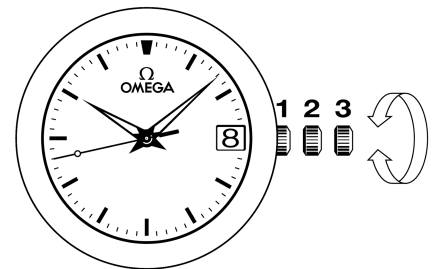


WATCH FUNCTIONS

The crown has 3 positions:

- 1. Normal position (wearing position):** when the crown is positioned against the case, the crown ensures that the watch is water-resistant.
- 2. Correcting the date:** pull the crown out to position 2, turn the crown forwards or backwards, then push the crown back to position 1.
- 3. Time setting:** hours – minutes – seconds. Pull the crown out to position 3. The seconds hand will stop. Turn the crown forwards or backwards. Synchronise the seconds by pushing the crown back to position 1 to coincide with a given time signal.

The end of battery life is indicated by the seconds hand making 4-second jumps. The watch will continue to function for several days, but the battery must be removed and replaced by an authorised OMEGA service agent as soon as possible.



FOLDOVER CLASPS

Opening (fig. 1): to open the clasp, press the two pushers on either side of the OMEGA buckle and pull upwards.

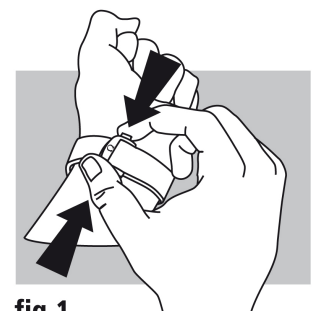


fig. 1

Closing (fig. 2): put the watch on your wrist and close the clasp by pushing on it with your thumb until you hear a click. (fig. 2).

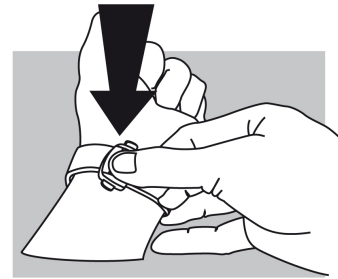


fig.2

Adjusting the length (fig. 3): free the longer section from the two slideways (A) and from the catch (B). Adjust the bracelet in the required direction and reinsert in the catch and the two slideways. Try the watch for size and readjust if necessary.

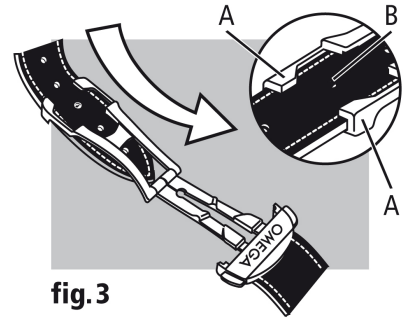


fig.3